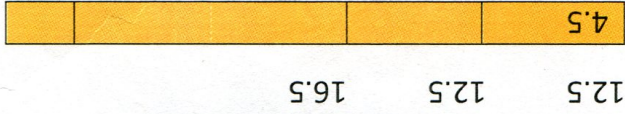
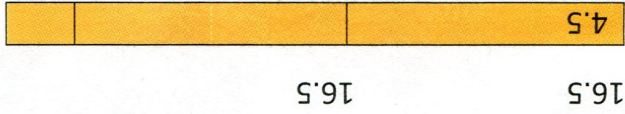



Build A Quilt Pattern and Instructions

1. One block measures 12.5 x 24.5 inches. To complete two blocks, use two coordinating fabrics. From each fabric, cut two 4.5 inch strips. Sub-cut strips into three 16.5" lengths and two 12.5" lengths.



2. Sew 16.5 inch strips together with coordinating fabric in center.



3. Sew 12.5 inch strips to each end to complete your block.



4. Sew 12 blocks together as shown in diagram below to complete one quilt.

48 x 72

